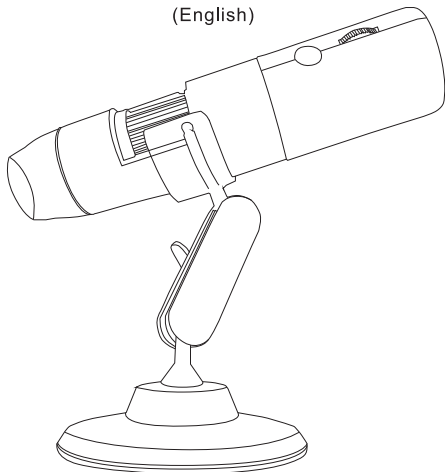


# BS3+

## WiFi Digital Microscope User Manual

(English)



Wuxi Biomedical Technology Co., Ltd.

Address: Room 408, No.801 Hongqiao road, Wuxi, Jiangsu, China

Zip code: 214072

Tel: 86-510-85572789

Fax: 86-510-85572789

Service Tel: 86-510-85572789

Http: <http://www.portable-ultrasound-scanner.com/>

E-mail : [sales@cnbiomedical.com](mailto:sales@cnbiomedical.com)



© YPC\_X03 V2018  
MADE IN CHINA

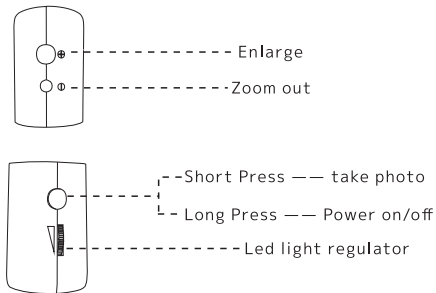
## Important note

First make sure the equipments has electricity, please be fully charged before use.

## Description

This new WiFi Digital microscope is a portable,the powerful wireless module provides a stable Wi-Fi connection.Users can view the videos on iPhones, iPads and Android devices,as well as capturing images(JPG)and recording videos(MP4) with the bundled application.

## Product function description




## Down the App

For Apple and Android users:Search for "Max-See" on APP Store or Google Play Store,download and install the APP.



# Max-See



IOS

## Star to use

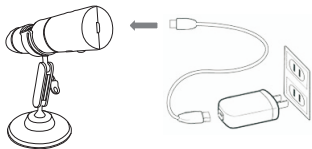
Step one	Turn on the power (Make battery level is high)
Step two	Enter Wi-Fi settings on your phone and connect your phone to YPC_,No need password
Step three	Open the imagekit App on your phone

## Run the application



## Charge the battery

Only use chargers marked : Out put 5V 2A/1A,If you do not know the voltage and current of your charger,use the USB cable to charge the device with your computer. when fully charged,it can be used about 1.5 hours,Red LED lighted when charging,and yellow-green LED lighted when fully charged,charging fully needs 2 hours.



## Product Parameters

HD Resolution	<input type="checkbox"/> 1280x720P <input type="checkbox"/> 1920x1080P
Operation system	Android 4.2 ,iOS 8.0 or later
Detailed list	1x Wi-Fi Microscope 1x Mental Tripod 1x Instructions 1x Base 1x Charging line 1x Packing Box

## Troubleshootin

If this equipment dose not work properly,read the following contents carefully,troubleshoot the problem or contact us for the solution

### ● No image

Check the Wi-Fi settings on your phone,make sure it has connected to the device.

Close the App and open it again.

Check the battery level,recharge the battery if the power indicator is red.

Check the cell phone allows imagekit to use Wireless

### ● LED lights are dim or blink

Battery Low

CE FC RoHS